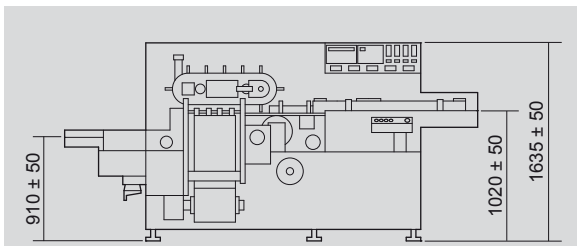
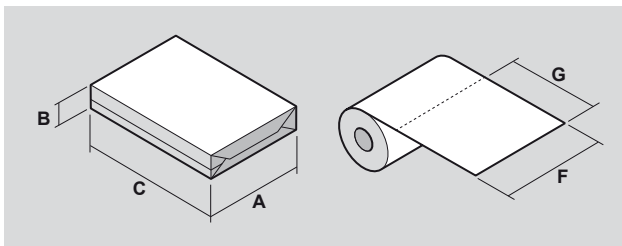

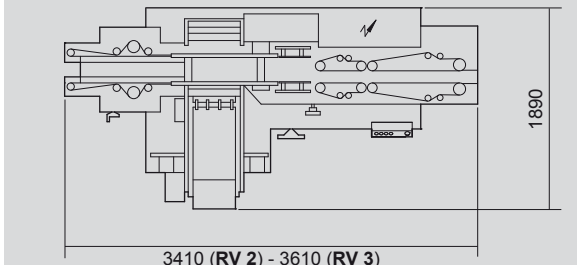


RV

High speed continuous motion overwrapper with belt sealing



TECHNICAL DATA		RV 2	RV 3
Mechanical speed	STROKES/1'	max. 250	max. 150
Power absorption (max.)	KW	6	6
Air consumption	NI/1'	50	50
Air pressure	bar	6	6
Gross weight	kg	~2250	~2400
Net weight	kg	~1900	~2000



Size range	RV 2	min.	max.	RV 3	min.	max.
A		40	110		60	190
B		10	50		50	85
C		60	200		90	220
F		90	335		130	580
G		80	280		140	330

